EN Measurement
Standard hinged doors

DE Aufmaßanleitung
Standard-Drehtüren

HR Upute za izmjeru vrata
Standardna jednokrilna vrata

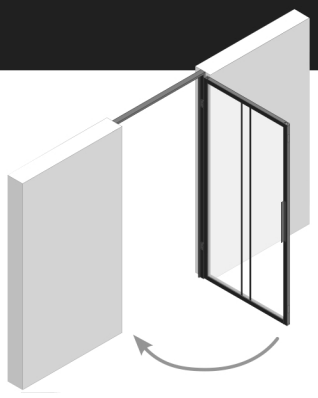

DIN RIGHT
DIN RECHTS
DIN DESNA

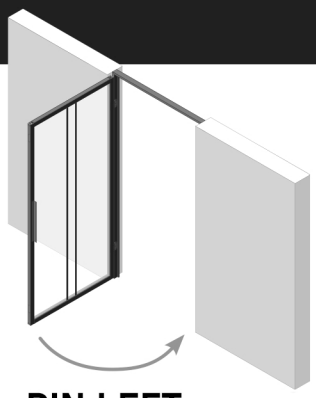

DIN LEFT
DIN LINKS
DIN LIJEVA

1

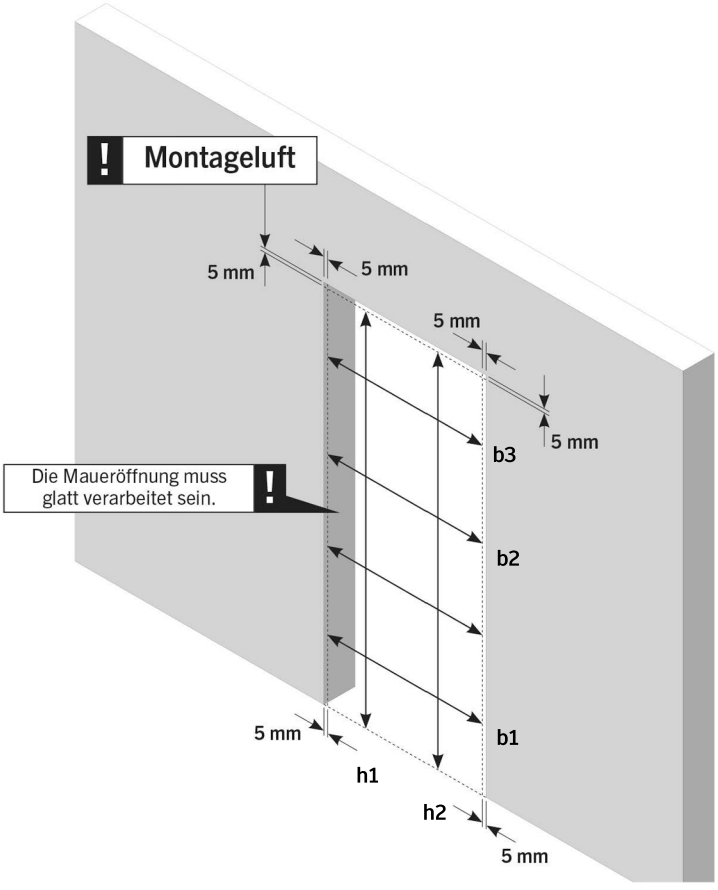

EN

Please measure the height in 2 places and
the width in 3-4 places (4x for doors > 2.8m)
Height: left (h1), right (h2)
Width: bottom (b1), middle (b2), top (b3)
The width of the door is the smallest measurement -10mm
The height of the door is the smallest measurement -5mm

EXAMPLE (mm):
h1=2045, h2= 2043 → H= 2043-5= 2038mm
b1= 877, b2=875, b3=876 → B= 875-10 = 865mm

*the same measurement method is also used
for double doors

DE

Messen Sie bitte Höhe an 2 Stellen und
die Breite an 3-4 Stellen (4x bei Türen > 2.8m)
Höhe: links (h1), rechts (h2)
Breite: unten (b1), in der Mitte (b2), oben (b3)

Die Breite der Tür ist das kleinste Aufmass -10mm
Die Höhe der Tür ist das kleinste Aufmass -5mm

BEISPEIL (mm):
h1=2045, h2= 2043 → H= 2043-5= 2038mm
b1= 877, b2=875, b3=876 → B= 875-10 = 865mm

*dasselbe Messverfahren wird auch für Doppeltüren
angewendet

HR

Izmjerite visinu na 2 mjesta i
širinu na 3-4 mjesta (4x za vrata > 2,8m)
Visina: lijevo (h1), desno (h2)
Širina: dolje (b1), sredina (b2), gore (b3)

Širina vrata je najmanja širina otvora - 10 mm
Visina vrata je najmanja visina otvora - 5 mm

PRIMJER (mm):
h1=2045, h2= 2043 → H= 2043-5= 2038 mm
b1= 877, b2=875, b3=876 → B= 875-10 = 865 mm

*isti način izmjere se koristi i kod dvokrilnih vrata